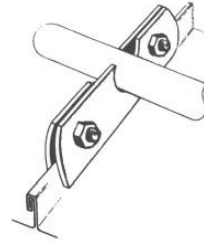


Product Description and Installation Instruction for German engineered snow retention systems

Product of:

REES
SCHNEEFANGSYSTEME
 GmbH & Co. KG



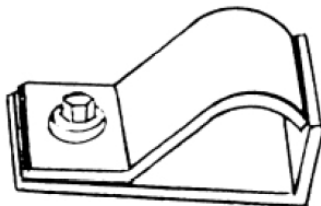
Distributed by:

Copper
 EXCLUSIVE

Snow guard brackets for batten seam roofs or roofs similar to batten seam

Aluminum bracket, 3 mm thick. Includes two screws with washer for installation and a backside sealing tape.

Product number 832-861



Description

Snow guard bracket for batten seam metal roofs or similar to batten seam with pipe snow retention system.

Parts

1 snow guard bracket = 2 parts
 2 screws with washer for fastening

Packaging

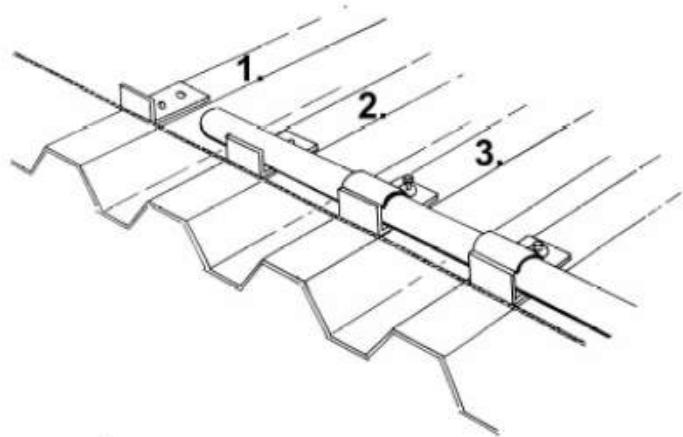
25 snow guard brackets w/fasteners per box

Installation

When working/standing on the roof and/or using a scaffold and/or a ladder etc. always make sure that you use a proper safety belt, safety harness OR OTHER appropriate safety measures to keep you safe from falling. Both Copper Exclusive and Rees and all their officers and agents will be held harmless from any claims, fees and other expenses due to claims of personal injury, death, damage to property etc, resulting from any action of the installers or affiliates.

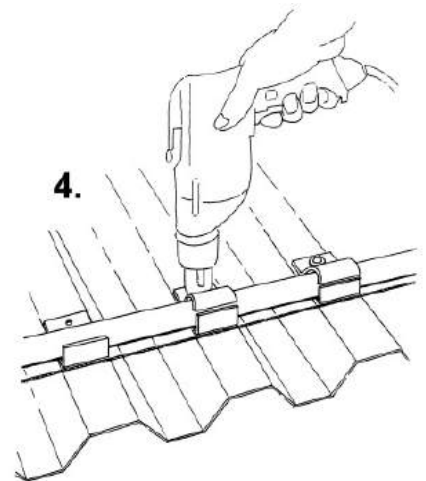
Installation description

Install one lower part of the bracket on each end of the roof with the included fastener and attach a line, as shown on the right.



Install all brackets no more than 20 - 22 inches distance apart.

After placing the pipe into the brackets attach the upper snow guard bracket part as shown below.



Using a power driven screw driver:

- Do not over-wind the screw! Pipe should have a slight, free movement in the bracket.